


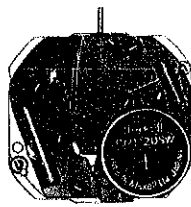
SEIKO

QUARTZ

Cal. 6432A

**PARTS
CATALOGUE**

Cal. 6432A



122 642



125 630



126 641



221 642



231 650



241 642



261 650



271 642



281 640



282 641



354 640



376 641



383 641



384 641



386 640



391 641



556 641



701 650



766 640



☆801 522




802 641



808 642



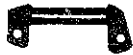
810 640



☆884 885



4001 541



4002 642



4050 646



4146 650



4216 642



4239 642



4259 641



4270 640



4271 641



4408 633



4408 634



022 411



022 754

2/1



☆Maxell SR1120SW

Cal. 6432A

Characteristics

Casing diameter : \varnothing 24.0 mm
 Maximum height : 2.7 mm
 Jewels : 7 j
 Frequency of quartz crystal oscillator : 32,768 Hz (Hz Hertz Cycles per second)
 Driving system : Step motor (2 poles)
 Regulation system : Trimmer condenser
 Train wheel setting
 Calendar, (Date)
 Instant setting device for date calendar
 Battery life indicator : Second hand moves in two-second interval.

PART NO.	PART NAME	PART NO.	PART NAME
122 642	Center wheel bridge	022 411	Train wheel bridge screw
125 630	Train wheel bridge	022 411	Circuit block screw
126 641	Additional train wheel bridge	022 411	Battery connection (+) screw
221 642	Center wheel & pinion	022 411	Setting lever spring screw
231 650	Third wheel & pinion	022 411	Date finger screw
241 642	Fourth wheel & pinion	022 754	Date dial guard screw
261 650	Minute wheel	022 754	Hour wheel guard screw
271 642	Hour wheel	023 376	Date jumper pin
281 640	Setting wheel	023 376	Guide pin for hour wheel guard
282 641	Clutch wheel	023 384	Yoke pin
354 640	Winding stem	023 384	Guide pin for setting lever spring
376 641	Hour wheel guard	023 856	Yoke banking pin
383 641	Setting lever	☆027 065	Tube for circuit block screw (C)
384 641	Yoke (Clutch lever)	027 066	Tube for battery connection (+) screw
386 640	Setting lever spring	☆027 067	Tube for circuit block screw (B)
391 641	Train wheel setting lever	☆027 092	Tube for train wheel bridge (A)
556 641	Date finger	☆027 093	Tube for train wheel bridge (B)
701 650	Fifth wheel & pinion	☆027 094	Tube for train wheel bridge (C)
766 640	Intermediate minute wheel	☆027 095	Tube for circuit block screw (A)
☆801 522		☆027 098	Tube for setting lever spring screw (A)
☆801 523		☆027 099	Tube for setting lever spring screw (B)
☆801 524	Date dial	027 716	Train wheel setting lever adjusting pin
☆801 525		027 717	Battery connection (+) pin
☆801 526		027 891	Setting lever pin
☆801 527		027 957	Eccentric dial pin
802 641	Date driving wheel	☆Maxell SR1120SW	Silver oxide battery
808 642	Date dial guard	☆U.C.C. 381	
810 640	Date jumper	☆SEIKO TR1120SW	Silver (II) oxide battery
☆884 885	Holding ring for dial	☆SEIKO SB-DS	
4001 541	Circuit block		
4002 642	Coil block		
4050 646	Circuit bridge plate		
4146 650	Step rotor		
4216 642	Insulator for battery		
4239 642	Rotor stator		
4259 641	Anti-magnetic shield plate (A)		
4270 640	Battery connection (-)		
4271 641	Battery connection (+)		
4408 633	Spacer for setting lever spring		
4408 634	Circuit block spacer		
011 503	Upper hole jewel for fourth wheel		
011 547	Upper hole jewel for third wheel		
011 547	Lower hole jewel for third wheel		
011 547	Upper hole jewel for fifth wheel		
011 547	Lower hole jewel for fifth wheel		
011 552	Upper hole jewel for step rotor		
011 552	Lower hole jewel for step rotor		

☆⇨ Please see remarks on the reverse page.

Part numbers in light letters are not shown in photos.

Cal. 6432A

Remarks :

Date dial

- ☆ 801 522 (Black figures on white background)
 - ☆ 801 523 (White figures on black background)
 - ☆ 801 524 (Black figures on gold background)
 - ☆ 801 525 (Black figures on white background)
 - ☆ 801 526 (White figures on black background)
 - ☆ 801 527 (Black figures on gold background)
-The outside diameter is **22.3 mm.**
-The outside diameter is **20.8 mm.**

.....Used when both the crown and the calendar frame are located at **3 o'clock** position.
 If any other type of date dial is required, specify ① Cal. No. ② The crown position ③ The calendar frame position ④ Dial No. and ⑤ Color of date dial.

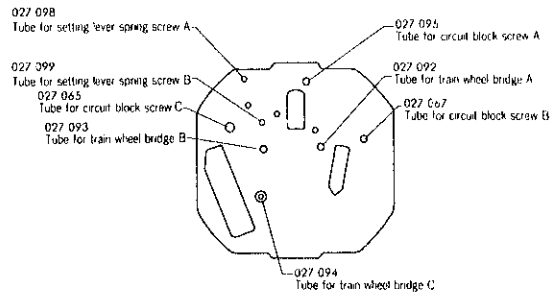
Holding ring for dial

- ☆ 884 885The type of holding ring for dial is determined based on the design of cases and dials. Check the case number and refer to "**SEIKO Quartz Casing Parts Catalogue**" to choose an appropriate holding ring for dial.

Tube for circuit block screw (A, B, C), Tube for train wheel bridge (A, B, C), Tube for setting lever spring (A, B)

- ☆ 027 065
- ☆ 027 067
- ☆ 027 092
- ☆ 027 093
- ☆ 027 094
- ☆ 027 095
- ☆ 027 098
- ☆ 027 099

.....Refer to the illustration below for the position of Tube for circuit block screw (A, B, C), Tube for train wheel bridge (A, B, C), and Tube for setting lever spring (A, B).



Battery

- ☆ Maxell SR1120SW
- ☆ U.C.C. 381
- ☆ SEIKO TR1120SW
- ☆ SEIKO SB-DS

The substitutive battery might be added to the applied battery in the future.
In that case, please refer to separate "**BATTERY LIST FOR SEIKO QUARTZ WATCHES**". Note that SEIKO battery is marked with "SEIZAIKEN" on its (+) side.