

SEIKO

QUARTZ

Cal. 2623A

PARTS LIST

Cal. 2623A



131 260	231 260	☆241 260	261 260	☆270 260	☆271 260	281 260		
282 260	☆354 260	☆354 262	372 260	373 250	☆383 260	☆383 265		
384 260	389 260	391 260	436 260	☆470 043	495 260	499 260		
556 260	560 260	701 260	706 260	719 260	☆801 260	802 260		
808 260	810 260	817 260	868 260	☆884 264	963 260	☆4001 260	☆4002 261	4146 260
4216 260	4219 260	4239 260	4242 260	4270 260	4455 260	011 409	☆SEIKO SB-D1	

012 151	012 159	012 459	012 768	012 770	012 781	017 125	017 126	017 127
017 128	017 129	017 130	017 131	017 936				

☆ ⇨ Please see remarks on the next reverse page.

Cal. 2623A

Characteristics:

Casing diameter: ϕ 17.60 mm
 Maximum height: -3.56 mm without battery
 Jewels: 2 j
 Frequency of quartz crystal oscillator: 32,768 Hz (Hz=Hertz Cycle per second)
 Driving system: Step motor system (2 poles)
 Regulation system: Trimmer condenser
 Second setting device
 Calendar (Day & Date)
 Instant setting device for day & date calendar
 Bilingual change-over system for day of the week
 Battery life indicator: Second hand moves in tow-second interval.

PART NO.	PART NAME	PART NO.	PART NAME
131 260	Third wheel bridge	☆ 4002 261	Coil block
231 260	Third wheel & pinion	4146 260	Step rotor
☆ 241 260	Fourth wheel & pinion (4.54 mm)	4216 260	Insulator for battery
☆241 264	Fourth wheel & pinion (4.81 mm)	4219 260	Insulator for battery connection
261 260	Minute wheel	4239 260	Rotor stator
☆ 270 260	Center minute wheel with cannon pinion (2.58 mm)	4242 260	Plus terminal of battery connection
☆270 264	Center minute wheel with cannon pinion (2.85 mm)	4270 260	Battery connection
☆ 271 260	Hour wheel (1.69 mm)	4455 260	Reset lever
☆271 264	Hour wheel (1.91 mm)	011 409	Upper hole jewel for step rotor
281 260	Setting wheel	011 409	Lower hole jewel for step rotor
282 260	Clutch wheel	012 151	Third wheel bridge screw
☆ 354 260	Winding stem (13.85 mm)	012 151	Circuit block screw A
☆ 354 262	Winding stem (19.55 mm)	012 151	Coil block screw (Screw for plus terminal of battery connection)
372 260	Joint stem (Movement portion)	012 159	Circuit block screw B
373 250	Joint stem (Case portion)	012 459	Case screw
☆ 383 260	Setting lever	012 768	Setting lever axle spring screw
☆ 383 265		012 770	Date driving wheel screw
384 260	Yoke (Clutch lever)	012 781	Date dial guard with day corrector screw
389 260	Setting lever axle spring	017 125	Tube for circuit block A
391 260	Second setting lever	017 126	Tube for circuit block B
436 260	Lower end-piece for third wheel	017 127	Tube for circuit block C
☆ 470 043	Day star with dial disk	017 128	Second setting lever pin
495 260	Spacer for third wheel bridge	017 129	Tube for third wheel bridge screw A
499 260	Day finger ring	017 129	Tube for third wheel bridge screw B
556 260	Date finger	017 130	Tube for third wheel bridge screw B
560 260	Friction spring for fourth wheel & pinion	017 131	Tube for coil block screw
701 260	Fifth wheel & pinion	017 936	Eccentric dial pin
706 260	Sixth wheel & pinion	☆SEIKO SB-DI	Silver peroxide battery
719 260	Day corrector	☆U.C.C. 384J	Silver oxide battery
☆801 085	Date dial	☆Maxell SR41SW J	
☆801 086			
☆801 087			
☆801 088			
☆ 801 260			
☆801 264	Date driving wheel		
802 260	Date dial guard (with day corrector)		
808 260	Date jumper		
810 260	Intermediate date wheel		
817 260	Day finger		
868 260	Holding ring for dial		
☆ 884 264	Snap for day star with dial disk		
963 260			
☆ 4001 260	Circuit block		
☆4001 270			

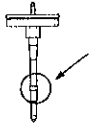
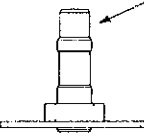
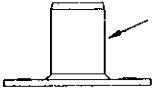
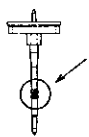
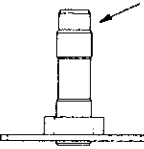

☆⇒Please see remarks on the reverse page.
 Part numbers in light letters are not shown in photos.

Cal. 2623A

Remarks:

Fourth wheel & pinion, Center minute wheel with cannon pinion, Hour wheel.
There are two different types as specified below.

Combination:

Type	Fourth wheel & pinion	Center minute wheel with cannon pinion	Hour wheel
a			
	☆241 260	☆270 260	☆271 260
b			
	☆241 264	☆270 264	☆271 264

Winding stem.....Refer to the photograph on the front page.

☆354 260.....Short winding stem (Thread is provided completely on the crown portion.)

☆354 262.....Long winding stem (Thread is provided only on the end of the crown portion.)

If the combination of the winding stem and case is unknown, check the case number and refer to "SEIKO Quartz Casing Parts List" to choose a corresponding winding stem.

Setting lever

☆383 260..... There are two types of setting lever. 383 260 can be used as it is. 383 265 can be used by cutting its tail. The size of a setting lever is determined based on the design of cases. When adjusting the length of the setting lever by cutting its tail, be sure that the tail partly comes out of the dial. If the tail is hidden from view by the dial, it will be difficult to disassemble the winding stem.

☆383 265..... If the combination of the setting lever and case is unknown, check the case number and refer to "SEIKO Quartz Casing Parts List" to choose an appropriate setting lever.

Day star with dial disk

☆470 043(English↔Spanish, black figures on white background)

Used when both the crown and the calendar frame are located at **3** o'clock position.

If any other type of day star with dial disk is required, specify the number printed on the disk.

Date dial

☆801 085(White figures on black background) }
☆801 086(Black figures on gold background) } Used when both the crown and the calendar frame
☆801 260(Black figures on white background) } are located at **3** o'clock position.

☆801 087(White figures on black background) }
☆801 088(Black figures on gold background) } Used when the crown is located at **3** o'clock
☆801 264(Black figures on white background) } position and the calendar frame at **6** o'clock position.

If any other type of date dial is required, specify ① Cal. No. ② Jewels ③ The crown position
④ The calendar frame position and ⑤ Dial No.

Holding ring for dial

The type of a holding ring for dial is determined based on the design of cases and dials. If the shape of holding ring for dial is different from the photograph, check the case number and refer to "SEIKO Quartz Casing Parts List" to choose a corresponding holding ring for dial.

Circuit block

☆4001 260, 4001 2704001 270 can be used as 4001 260.

Coil block

☆4002 261.....The parts that have the same parts No. as 4002 261 are interchangeable, even if the color or that parts is different.

Battery.....The applied battery for this calibre might be added the substitutive in the future.

In that case, please refer to separate "BATTERIES FOR SEIKO QUARTZ WATCHES".