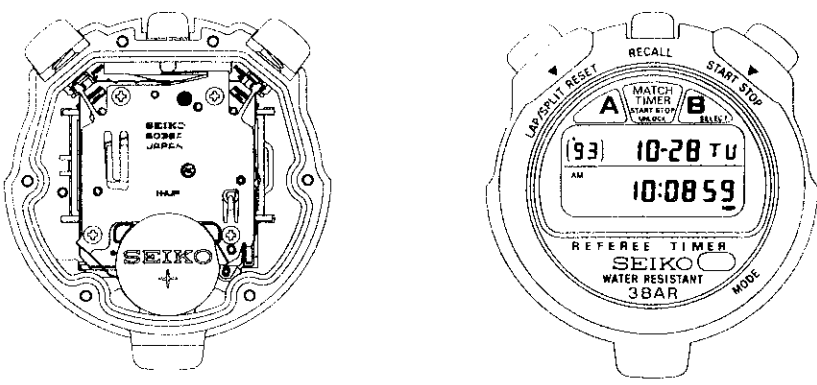


PARTS CATALOGUE

Cal. S038A

[SPECIFICATIONS]

Item	Cal. No.	S038A
Complete		 <p style="text-align: center;">(x 0.7)</p>
Complete size	Outside diameter	69.5mm between 6 o'clock and 12 o'clock sides 63.0mm between 3 o'clock and 9 o'clock sides
	Casing diameter	-
	Height	18.9mm
Display medium		Nematic Liquid Crystal, FEM (Field Effect Mode)
Liquid crystal driving system		Multiplex driving system
Display system		<ul style="list-style-type: none"> • Timer display <ul style="list-style-type: none"> • Main timer Minutes and seconds (Up to 99 minutes can be set in one minute increments.) • Two sub-timers Minutes and seconds (Up to 9 minutes can be set in one minute increments for each sub-timer.) • Score display <ul style="list-style-type: none"> • Score of team A (Up to 199 points can be input.) • Score of team B (Up to 199 points can be input.) • Main Timer • Score memory recall display <ul style="list-style-type: none"> • Record No., final scores of team A and team B, current month, date and AM/PM (Up to 30 sets of score data can be stored in memory and recalled.) • Stopwatch display (up to 10 hours in 1/100 second increments) <ul style="list-style-type: none"> • Lap time, accumulated elapsed time and lap No. (up to "99") • Memory recall Lap time, split time and lap/split No. (up to "5") • Time/calendar display <ul style="list-style-type: none"> • Year, month, date, day, hour, minutes and seconds (The AM/PM mark is also displayed in the 12-hour indication.)

Item	Cal. No. S038A
Additional mechanism	<ul style="list-style-type: none"> • Stopwatch and timer • Warning sound for the timers • Time/calendar • 12- or 24-hour indication • Automatic calendar (from 1993 to 2042) • Battery life indicator • Confirmation sound for watch operation
Accuracy	±0.0012% at normal temperature range (corresponds to a loss/gain (monthly rate) of less than 30 seconds)
Regulation system	Nil
Measuring gate by quartz tester	Any gate can be used.
Battery	SEIKO CR2032, Maxell CR2032, Matsushita CR2032 Battery life is approximately 3 years. Voltage: 3.0V

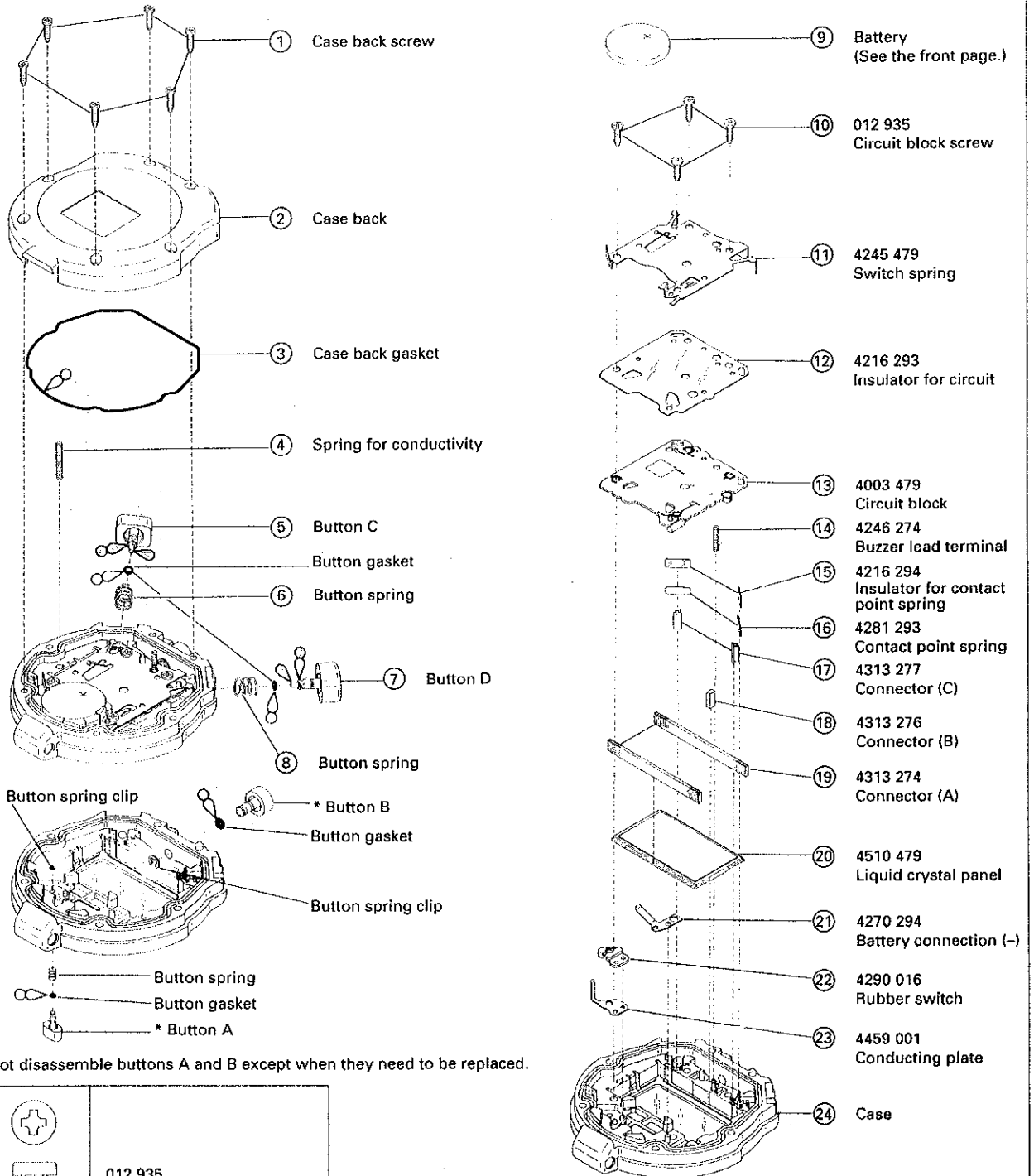
PARTS CATALOGUE

Cal. S038A

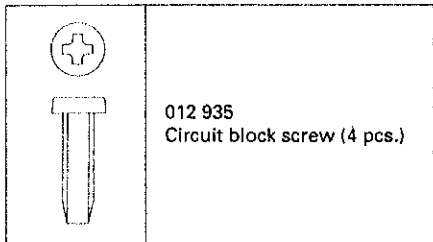
Disassembling procedures Figs. : ① → ②④

Reassembling procedures Figs. : ②④ → ①

Lubricating: Types of oil		Oil quantity	
∞	Silicone oil 500,000 c.s.	∞	Normal quantity
∞	SEIKO Watch Oil S-6	∞	Extremely small



*Do not disassemble buttons A and B except when they need to be replaced.



PARTS CATALOGUE

Cal. S038A

Remarks

- Other parts

Piezoelectric element 4589 020

Adhesive tape 4447 013

The tape is used to fix the piezoelectric element to the case back. For details, refer to page 4 of "PARTS CATALOGUE/TECHNICAL GUIDE Cal. S032A".

- For the remarks on assembling, disassembling and value checking of Cal. S038A, refer to "TECHNICAL GUIDE" section of "PARTS CATALOGUE/TECHNICAL GUIDE Cal. S032A".

SUPPLEMENT
TO
PARTS CATALOGUE / TECHNICAL GUIDE or PARTS CATALOGUE
CAL. S03 SERIES
(S031A, S032A, S033A, S038A & S039A)

For the S03 series models, originally some conducting parts were used in order to protect the watches from static electricity. This has been done since the first S031A models were introduced in 1990.

However, our examination proved all S03 series models without these conducting parts to be safe and function properly. Consequently, we have eliminated them from all models supplied from May 1995 as follows:

○ - used X - eliminated

Upper-Supplied until April	Lower-Supplied after May	Casing parts			Movement part
		Conducting plate (A) *	Conducting plate (B) *	Conducting spring Part No.8135 779	Conducting plate Part No.4459 001
Cal.	↓				
S031A, S032A S038A, S039A	~95/4 95/5~	○ X	○ X	○ X	○ X
S 0 3 4 A **	~95/4 95/5~	X X	○ X	X X	○ X

Conducting plate (A) *, (B) * ... These parts were attached to the case and were originally not available for supply as spare parts.

** The technical guide for Cal.S034A was issued excluding the part numbers in question which were used only for the initial lot (~95/4).

As for the S033A model, it will soon be discontinued and we decided to continue using the above 4 parts in question as an exception.

Due to the modification, our service center keeps 2 kinds of cases for all S03 series models which include or exclude the conducting plates (A) & (B). Consequently, they supply you 2 kinds of cases for the time being. Please disregard whether the parts in question are attached to the case or not. When repairing these models, it is not necessary for you to remove the parts in question specially as it is safe in leaving them as they are.

Please attach this sheet to PARTS CATALOGUE / TECHNICAL GUIDES or PARTS CATALOGUES for Cal. S031A, S032A, S033A, S038A, and S039A to keep it for ready reference.